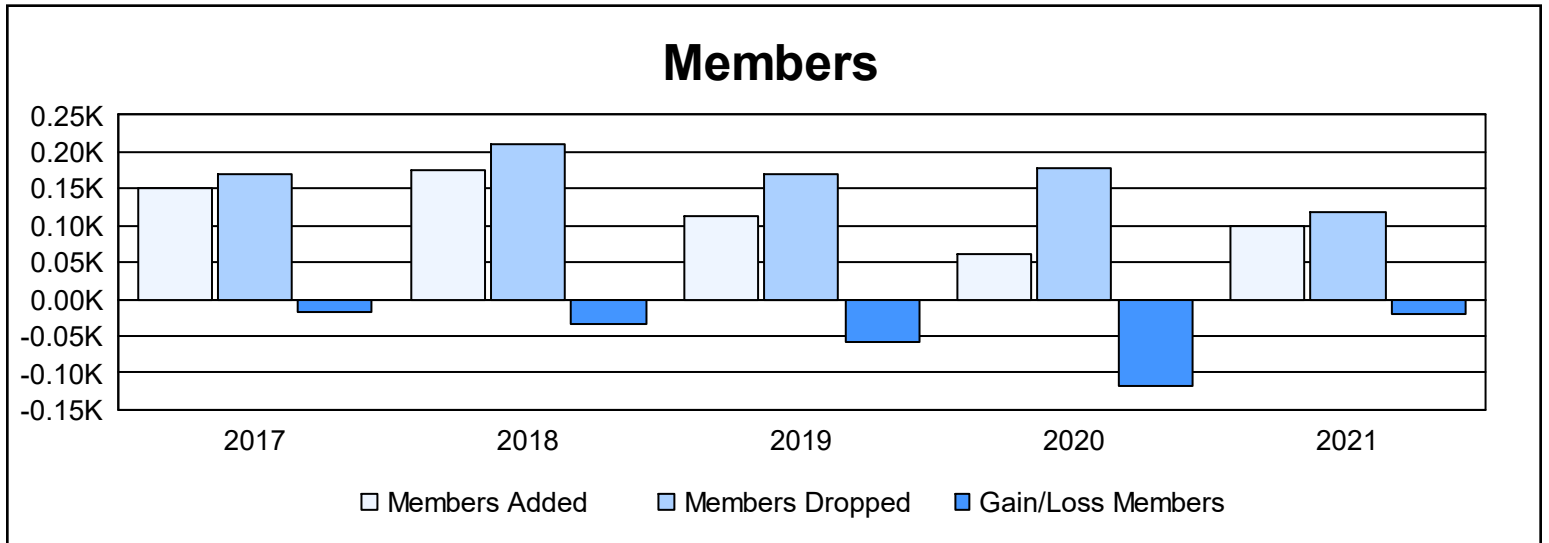

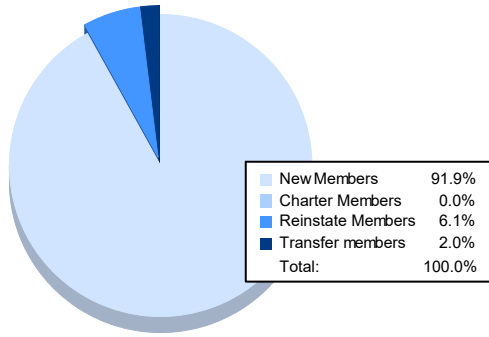


| Year | New Clubs | Dropped Clubs | Gain/ Loss Clubs | New Members | Charter Members | Reinstate Members | Transfer Members | Total Member Added | Total Members Dropped | Gain/ Loss Members |
|----------------|-----------|---------------|------------------|-------------|-----------------|-------------------|------------------|--------------------|-----------------------|--------------------|
| 2016-2017 | 0 | 3 | -3 | 135 | 0 | 6 | 10 | 151 | 169 | -18 |
| 2017-2018 | 0 | 0 | 0 | 163 | 0 | 5 | 7 | 175 | 210 | -35 |
| 2018-2019 | 0 | 0 | 0 | 94 | 0 | 17 | 1 | 112 | 171 | -59 |
| 2019-2020 | 0 | 0 | 0 | 47 | 0 | 7 | 6 | 60 | 178 | -118 |
| 2020-2021 | 0 | 1 | -1 | 91 | 0 | 6 | 2 | 99 | 118 | -19 |
| Average | 0 | 1 | -1 | 106 | 0 | 8 | 5 | 119 | 169 | -50 |



Membership Composition June 2021 Cumulative



Gender Composition June 2021 Cumulative

